


COMPETITION TIME

LET'S GET CREATIVE

DESIGN THE
CHRISTMAS TREE
TO MAKE IT THE
MOST
COLOURFUL
BRIGHTEST TREE
IN TOWN &
HAND TO KARYN
KEELEY @
OAKFIELD
HOUSE
A PRIZE FOR THE
MOST CREATIVE
TREE 🎄

CLOSING DATE: 18TH DEC



**IT'S THE COUNTDOWN TO
CHRISTMAS**
All the staff and I will be
watching to make sure all the
children are trying their best.



Headstart




AE had lots of fun at Bedgebury Forest. Climbing, swinging and finding a den in the trees!



GD BOUNCING AROUND



ALEX OVERCOME HIS FEAR OF THE DROP SLIDE!



How to make a leaf bowl

- You will need:
- A balloon
 - PVA glue
 - Lots of leaves
 - Cling film
 - Inflate balloon
 - Spread glue over half the balloon
 - Press leaves onto glue
 - Spread glue over leaves
 - Wrap in cling film & leave to dry
 - Once dry carefully unpeel the cling film. Pop balloon.
 - BAMM a colourful bowl!




FUN AT THE FAIR



Eltham Palace What a beautiful place



FOREST FUN



Christmas Lights

